









4/18/2026

TOTAL CLARITY PREMIER COMPACT Q & NQ MODELS



Description	Ticker	Compact Q Model				Compact NQ Model			
		Conservative 20/80 	Moderate 65/35 	Growth 85/15 	Equity 100/0 	Conservative 20/80 	Moderate 65/35 	Growth 85/15 	Equity 100/0 
<b>Core Holdings</b>									
First Trust RBA Amer Industrial Renaissance ETF	AIRR		14%	16%	15%		14%	16%	15%
Barons Partners Fund Institutional Shares	BPTIX	6%	14%	15%	15%	6%	14%	15%	15%
Capital Growth Global Growth Equity ETF	CGGO	10%	12%	10%	10%	10%	12%	10%	10%
Invesco International BuyBack Achievers ETF	IPKW			15%	14%			15%	14%
First Trust SMID Cap Rising Dividend Achievers ETF	SDVY				14%				14%
First Trust Rising Dividend Achievers ETF	RDVY	10%	14%	16%	15%	10%	14%	16%	15%
Simplify US Equity Plus GBTC ETF	SPBC		14%	15%	16%		14%	15%	16%
<b>Fixed Income Focused</b>									
Janus Henderson AAA CLO ETF	JAAA	26%	16%	12%		26%	16%	12%	
First Trust Multi-Asset Diversified Income Idx Fd	MDIV	22%				22%			
Capital Group US Multi-Sector Inc. ETF	CGMS	25%	15%			25%	15%		
<b>Cash</b>									
Cash	\$CASH	1%	1%	1%	1%	1%	1%	1%	1%
		100%	100%	100%	100%	100%	100%	100%	100%

Equity vs Fixed Income percentages are targets but from time to time the manager may adjust the model depending on the market.